

LabCanna, LLC  
 401 E Trinity Ln Ste 100  
 Nashville, TN 37207  
 caleb@labcanna.com  
 615-456-9992

Sample: 01-16-2025-59189  
 Sample Received: 01/16/2025;  
 Report Created: 02/04/2025; Expires: 01/22/2026

Formula Green  
 Batch: G032GRN  
 Ingestible, Tincture



**TENNESSEE COMPLIANCE RESULT**  
**PASS**

**TN-CANNABINOIDS**  
**PASS**


**TN-MICROBIALS**  
**PASS**

**TN-MYCOTOXINS**  
**PASS**

**TN-RESIDUAL SOLVENTS**  
**PASS**

**TN-PESTICIDES**  
**PASS**

**TN-HEAVY METALS**  
**PASS**



**Compliance Result\***

**PASS**  
 0.003 %

0.047 %  
 Δ-9 THC

ND %  
 THCA

0.047 %  
 Total THC

**Tennessee Cannabinoids Compliance Report**

Complete

(Testing Method: CON-P-3000, HPLC)  
 Date Tested: 01/16/2025

Analyte	LOD	LOQ	MU	Mass	Mass	Mass	
	mg/mL	mg/mL	mg/mL	mg/mL	mg/g	%	
Δ-8-Tetrahydrocannabinol (Δ-8-THC)	0.094	0.141	N/A	ND	ND	ND	
Total THC (THCa * 0.877 + Δ9-THC)	0.018	0.026	0.044	0.443	0.470	0.047	
Δ-9-Tetrahydrocannabinol (Δ-9-THC)	0.094	0.141	0.044	0.443	0.470	0.047	
Δ-9-Tetrahydrocannabinolic Acid (THCA-A)	0.094	0.141	N/A	ND	ND	ND	
Δ-9-Tetrahydrocannabiphorol (Δ-9-THCP)	0.094	0.141	N/A	ND	ND	ND	
Δ-9-Tetrahydrocannabivarin (Δ-9-THCV)	0.094	0.141	N/A	ND	ND	ND	
R-Δ-10-Tetrahydrocannabinol (R-Δ-10-THC)	0.094	0.141	N/A	ND	ND	ND	
S-Δ-10-Tetrahydrocannabinol (S-Δ-10-THC)	0.094	0.141	N/A	ND	ND	ND	
9R-Hexahydrocannabinol (9R-HHC)	0.094	0.141	N/A	ND	ND	ND	
9S-Hexahydrocannabinol (9S-HHC)	0.094	0.141	N/A	ND	ND	ND	
<b>Total</b>				<b>0.443</b>	<b>0.470</b>	<b>0.047</b>	


\* Compliance Result Adjusted for Measurement of Uncertainty

Sample Density: 0.943 g/mL

LabCanna, LLC  
 401 E Trinity Ln Ste 100  
 Nashville, TN 37207  
 caleb@labcanna.com  
 615-456-9992

Sample: 01-16-2025-59189  
 Sample Received: 01/16/2025;  
 Report Created: 02/04/2025; Expires: 01/22/2026

Formula Green  
 Batch: G032GRN  
 Ingestible, Tincture



## Tennessee Microbials Compliance Report

(Testing Method: qPCR & 3M Petrifilm & SIM Plate, CON-P-6000, CON-P-9000)


Date Tested: 01/17/2025

Analyte	LOD CFU/g	Mass CFU/g	Status Pass/Fail
Shigatoxigenic Escherichia coli (STEC)	31.62	ND	Pass
Salmonella	31.73	ND	Pass

LabCanna, LLC  
 401 E Trinity Ln Ste 100  
 Nashville, TN 37207  
 caleb@labcanna.com  
 615-456-9992

Sample: 01-16-2025-59189  
 Sample Received: 01/16/2025;  
 Report Created: 02/04/2025; Expires: 01/22/2026

Formula Green  
 Batch: G032GRN  
 Ingestible, Tincture



## Tennessee Mycotoxins Compliance Report


(Testing Method: LC/MS/MS, CON-P-5000)  
 Date Tested: 01/16/2025

Analyte	LOD	LOQ	LIMIT	MU	Mass	Status
	ug/kg	ug/kg	ug/kg	ug/kg	ug/kg	Pass/Fail
Aflatoxin B1	1.5000	5.0000	20.0	N/A	ND	Pass
Total Aflatoxins (B1, B2, G1, G2)	1.5000	5.0000	20.0	0.000	ND	Pass
Aflatoxin B2	1.5000	5.0000	20.0	N/A	ND	Pass
Aflatoxin G1	1.5000	5.0000	20.0	N/A	ND	Pass
Aflatoxin G2	1.5000	5.0000	20.0	N/A	ND	Pass
Ochratoxin A	6.0000	20.0000	20.0	N/A	ND	Pass

LabCanna, LLC  
 401 E Trinity Ln Ste 100  
 Nashville, TN 37207  
 caleb@labcanna.com  
 615-456-9992

Sample: 01-16-2025-59189  
 Sample Received: 01/16/2025;  
 Report Created: 02/04/2025; Expires: 01/22/2026

Formula Green  
 Batch: G032GRN  
 Ingestible, Tincture



## Tennessee Residual Solvents Compliance Report

(Testing Method: HS-GC/MS, CON-P-8000)  
 Date Tested: 01/16/2025

Analyte	LOD	LOQ	LIMIT	MU	Mass	Status
	PPM	PPM	PPM	PPM	PPM	Pass/Fail
Total Butanes (n-butane, iso-butane)	138.000	460.000	1000.0	N/A	ND	Pass
Total Xylenes (1,2-dimethylbenzene, 1,3-dimethylbenzene, 1,4-dimethylbenzene, ethylbenzene)	60.000	200.000	430.0	N/A	ND	Pass
Total Hexanes (n-hexane, 2-methylpentane, 3-methylpentane, 2,2-dimethylbutane, 2,3-dimethylbutane)	7.500	25.000	60.0	N/A	ND	Pass
Total Pentanes (n-pentane, iso-pentane, neo-pentane)	168.000	560.000	1000.0	N/A	ND	Pass
n-Heptane	300.000	1000.000	1000.0	N/A	ND	Pass
2-Propanol (IPA)	150.000	500.000	1000.0	N/A	ND	Pass
Acetone	75.000	250.000	1000.0	N/A	ND	Pass
Benzene	0.300	1.000	2.0	N/A	ND	Pass
Ethanol	300.000	1000.000	1000.0	N/A	ND	Pass
Ethyl Acetate	75.000	250.000	1000.0	N/A	ND	Pass
Methanol	30.000	100.000	600.0	N/A	ND	Pass
Propane	300.000	1000.000	1000.0	N/A	ND	Pass
Toluene	30.000	100.000	180.0	N/A	ND	Pass

LabCanna, LLC  
 401 E Trinity Ln Ste 100  
 Nashville, TN 37207  
 caleb@labcanna.com  
 615-456-9992

Sample: 01-16-2025-59189  
 Sample Received: 01/16/2025;  
 Report Created: 02/04/2025; Expires: 01/22/2026

Formula Green  
 Batch: G032GRN  
 Ingestible, Tincture



## Tennessee Pesticides Compliance Report


(Testing Method: LC/MS/MS & HPLC-UV, CON-P-5000)  
 Date Tested: 01/16/2025

Analyte	LOD	LOQ	LIMIT	MU	Mass	Status	Analyte	LOD	LOQ	LIMIT	MU	Mass	Status
	PPM	PPM	PPM	PPM	PPM	Pass/Fail		PPM	PPM	PPM	PPM	PPM	Pass/Fail
Acephate	0.050	0.100	0.4	N/A	ND	Pass	Hexythiazox	0.050	0.100	1.0	N/A	ND	Pass
Chloromequat chloride	0.050	0.100	0.2	N/A	ND	Pass	Imazalil	0.050	0.100	0.2	N/A	ND	Pass
Spinosad	0.05	0.1	0.2	N/A	ND	Pass	Imidacloprid	0.100	0.200	0.4	N/A	ND	Pass
Abamectin	0.05	0.1	0.5	N/A	ND	Pass	Kresoxim	0.050	0.100	0.4	N/A	ND	Pass
Acequinocyl	0.050	0.100	2.0	N/A	ND	Pass	Methyl						
Acetamiprid	0.050	0.100	0.2	N/A	ND	Pass	Malathion	0.050	0.100	0.2	N/A	ND	Pass
Aldicarb	0.050	0.100	0.4	N/A	ND	Pass	Metalaxyl	0.050	0.100	0.2	N/A	ND	Pass
Azoxystrobin	0.050	0.100	0.2	N/A	ND	Pass	Methiocarb	0.050	0.100	0.2	N/A	ND	Pass
Bifenazate	0.050	0.100	0.2	N/A	ND	Pass	Methomyl	0.050	0.100	0.4	N/A	ND	Pass
Bifenthrin	0.050	0.100	0.2	N/A	ND	Pass	Myclobutanil	0.050	0.100	0.2	N/A	ND	Pass
Boscalid	0.050	0.100	0.4	N/A	ND	Pass	Naled	0.125	0.250	0.5	N/A	ND	Pass
Carbaryl	0.050	0.100	0.2	N/A	ND	Pass	Oxamyl	0.250	0.500	1.0	N/A	ND	Pass
Carbofuran	0.050	0.100	0.2	N/A	ND	Pass	Paclobutrazole	0.050	0.100	0.4	N/A	ND	Pass
Chlorantraniliprole	0.050	0.100	0.2	N/A	ND	Pass	Parathion	0.050	0.100	0.2	N/A	ND	Pass
Chlorfenapyr	0.050	0.100	1.0	N/A	ND	Pass	Methyl						
Chlorpyrifos	0.050	0.100	0.2	N/A	ND	Pass	Permethrins	0.050	0.100	0.2	N/A	ND	Pass
Clofentazine	0.050	0.100	0.2	N/A	ND	Pass	Phosmet	0.050	0.100	0.2	N/A	ND	Pass
Cyfluthrin	0.250	0.500	1.0	N/A	<LOQ	Pass	Piperonyl	0.050	1.000	2.0	N/A	ND	Pass
Cypermethrin	0.250	0.500	1.0	N/A	ND	Pass	Butoxide						
Diazinon	0.050	0.100	0.2	N/A	ND	Pass	Prallethrin	0.050	0.100	0.2	N/A	ND	Pass
Dichlorvos (DDPV)	0.025	0.050	0.1	N/A	ND	Pass	Propiconazole	0.050	0.100	0.4	N/A	ND	Pass
Dimethoate	0.050	0.100	0.2	N/A	ND	Pass	Propoxur	0.050	0.100	0.2	N/A	ND	Pass
Ethoprophos	0.050	0.100	0.2	N/A	ND	Pass	Pyrethrins	0.250	0.500	1.0	N/A	ND	Pass
Etofenprox	0.050	0.100	0.4	N/A	ND	Pass	Pyridaben	0.050	0.100	0.2	N/A	ND	Pass
Etoxazole	0.050	0.100	0.2	N/A	ND	Pass	Spiromesifen	0.050	0.100	0.2	N/A	ND	Pass
Fenoxycarb	0.050	0.100	0.2	N/A	ND	Pass	Spirotetramat	0.050	0.100	0.2	N/A	ND	Pass
Fenpyroximate	0.050	0.100	0.4	N/A	ND	Pass	Spiroxamine	0.050	0.100	0.4	N/A	ND	Pass
Fipronil	0.050	0.100	0.4	N/A	ND	Pass	Tebuconazole	0.050	0.100	0.4	N/A	ND	Pass
Fonicamid	0.050	0.100	1.0	N/A	ND	Pass	Thiacloprid	0.050	0.100	0.2	N/A	ND	Pass
Fludioxonil	0.050	0.100	0.4	N/A	ND	Pass	Thiamethoxam	0.050	0.100	0.2	N/A	ND	Pass
							Trifloxystrobin	0.050	0.100	0.2	N/A	ND	Pass
							Daminozide	0.050	0.100	1.0	N/A	ND	Pass

LabCanna, LLC  
 401 E Trinity Ln Ste 100  
 Nashville, TN 37207  
 caleb@labcanna.com  
 615-456-9992

Sample: 01-16-2025-59189  
 Sample Received: 01/16/2025;  
 Report Created: 02/04/2025; Expires: 01/22/2026

Formula Green  
 Batch: G032GRN  
 Ingestible, Tincture



## Tennessee Heavy Metals Compliance Report

(Method of Analysis: ICP/MS, CON-P-7000)

Date Tested: 01/17/2025

Analyte	LOD	LOQ	LIMIT	MU	Mass	Status
	PPM	PPM	PPM	PPM	PPM	Pass/Fail
Arsenic	0.05	0.0929	0.4	N/A	ND	Pass
Cadmium	0.05	0.0929	0.4	N/A	ND	Pass
Lead	0.05	0.0929	1.0	N/A	ND	Pass
Mercury	0.05	0.0929	1.2	N/A	ND	Pass

LabCanna, LLC  
 401 E Trinity Ln Ste 100  
 Nashville, TN 37207  
 caleb@labcanna.com  
 615-456-9992

Sample: 01-16-2025-59189  
 Sample Received: 01/16/2025;  
 Report Created: 02/04/2025; Expires: 01/22/2026

Formula Green  
 Batch: G032GRN  
 Ingestible, Tincture



## Tennessee Cannabinoids Supplemental Report

Complete

(Testing Method: HPLC, CON-P-3000)  
 Date Tested: 01/16/2025

Analyte	LOD	LOQ	MU	Mass	Mass	Mass	
	mg/mL	mg/mL	mg/mL	mg/mL	mg/g	%	
Total CBD (CBDA * 0.877 + CBD)	0.018	0.026	0.175	17.548	18.610	1.861	
Δ-9-Tetrahydrocannabinolic Acid (Δ-9 THCVA)	0.094	0.141	N/A	ND	ND	ND	
Cannabidiarin (CBDV)	0.094	0.141	N/A	ND	ND	ND	
Cannabidiarinic Acid (CBDVA)	0.094	0.141	N/A	ND	ND	ND	
Cannabidiol (CBD)	0.094	0.141	0.174	17.396	18.447	1.845	
Cannabidiolic Acid (CBDA)	0.094	0.141	0.001	0.173	0.183	0.018	
Cannabigerol (CBG)	0.094	0.141	N/A	<LOQ	<LOQ	<LOQ	
Cannabigerolic Acid (CBGA)	0.094	0.141	N/A	ND	ND	ND	
Cannabinol (CBN)	0.094	0.141	N/A	<LOQ	<LOQ	<LOQ	
Cannabinolic Acid (CBNA)	0.094	0.141	N/A	ND	ND	ND	
Cannabichromene (CBC)	0.094	0.141	0.002	0.483	0.512	0.051	
Cannabichromenic Acid (CBCA)	0.094	0.141	N/A	ND	ND	ND	
<b>Total</b>				<b>18.052</b>	<b>19.142</b>	<b>1.914</b>	

Total THC = THCa \* 0.877 + Δ9-THC; Total CBD = CBDA \* 0.877 + CBD; LOQ = Limit of Quantitation; ND = Not Detected.

Sample Density: 0.943 g/mL;